



**HAND & PLATFORM  
TRUCKS**

**SERVICE &  
UTILITY CARTS**

**TRANSPORT TRUCKS**

**STORAGE CABINETS**

**SHELVING**

**LOCKERS**



# STORAGE & MATERIAL HANDLING

# FIND THE TRUCK YOU NEED!

## Truck Type

## Features and Benefits

### Cube Trucks

Use these durable and versatile trucks for a variety of bulky, load-carrying tasks including waste collection, material transport and laundry handling. Available in four capacities. Find these on page 478.



### Tilt Trucks

These trucks maximize maneuverability and make it easy to dump contents. Ideal for handling bulky materials and loads that are medium to heavyweight. Insert wheels and the overall profile helps protect surroundings. Consider your need for the lid option. Find these on page 480.



### Platform Trucks

Accommodate loads of varying shapes and sizes aboard a high-capacity platform truck. Depending on what you're moving, you'll want to look at support—more when you're loading multiple, hard-to-balance items—less when loads are more well-balanced. Some platform trucks offer work-height surfaces. Find these on pages 470-472.



### Hand Trucks

Carry a surprisingly heavy load with ease and agility with a two-wheeled hand truck. Buy a model that's dedicated to this role, or combine functionality with a convertible truck that switches from a two-wheeled configuration to a four-wheeled platform. Find these on page 469.



### Convertible Trucks

Change configurations to use one truck for multiple applications. Some versions combine removable shelving with a more open platform truck option. Others provide support alternatives that adjust to the loads you're transporting. Find these on page 472.





## SAFCO

**A Two-Way Convertible Hand Truck** Converts from two-wheel hand truck to four-wheel platform truck (two swivel casters). Power Grasp Handle™ grip with Therasoft Comfort treads. Welded steel construction designed for the toughest industrial environments.

ID No.	Capacity	Toe Plate	Caster/ Wheel Type	Shpg. Wt.	Unit	Price
1 SAF-4086R •	2-Wheel Capacity: 500 lbs; 4-Wheel Capacity: 600 lbs	8" x 14"	Two 4" Casters, Two 10" Wheels	45 lbs.	EA	495.00

\* GREENGUARD Certified. Overall Dimensions: 18" x 51".

**B Two-Wheel Steel Hand Truck** Steel stair glides. Continuous handle truck.

ID No.	Capacity	Toe Plate	Caster/ Wheel Type	Shpg. Wt.	Unit	Price
<b>Loop Handle</b>						
2 SAF-4084R •	500 lbs	8" x 14"	Two 10" Solid Rubber Wheels	36 lbs.	EA	385.00

\* GREENGUARD Certified. Overall Dimensions: 18" x 47".

**C Stow-Away® Collapsible Hand Truck** Lightweight aluminum frame. Folds flat for compact storage. Features telescoping handle, retractable wheels and fold-up toeplate. Solid rubber tires. Manufacturer's limited lifetime warranty.

ID No.	Capacity	Folded Size	Toe Plate Size	Shpg. Wt.	Unit	Price
<b>Medium Size</b>						
3 SAF-4062 •	275 lbs	19" x 23/4" x 28 3/4"	11" x 19"	12 lbs.	EA	197.00
<b>Heavy-Duty</b>						
4 SAF-4055NC •	500 lbs	23" x 3" x 39 1/2"	15" x 23"	26 lbs.	EA	373.00
<b>XL Size</b>						
5 SAF-4052 •	275 lbs	19" x 2 1/2" x 31 1/2"	15 1/2" x 19"	14 lbs.	EA	228.00

\* GREENGUARD Certified.

SAF-4062—Overall Dimensions: 19" x 17 1/4" x 38 3/4".

SAF-4055NC—Overall Dimensions: 23" x 24" x 50".

SAF-4052—Overall Dimensions: 19 1/2" x 22" x 43".

**D Tuff Truck™ Economy Hand Truck** P-Loop handle for easy maneuvering. Heavy-gauge tubular steel frame with welded joints for extra strength.

ID No.	Capacity	Toe Plate	Caster/ Wheel Type	Shpg. Wt.	Unit	Price
6 SAF-4071 •	400 lbs	14" x 7"	Two 8" Solid Rubber Ball Bearing Wheels	27 lbs.	EA	142.00

\* GREENGUARD Certified. Overall Dimensions: 16" x 16 1/4" x 51 1/4".

**E Stow & Go™ Cart** Lightweight aluminum frame folds down to the size of a briefcase, fitting under car seats and airplane overhead compartments. Features telescoping handle, retractable wheels and fold-up toeplate. Ships fully assembled. Manufacturer's limited lifetime warranty.

ID No.	Capacity	Folded Size	Toe Plate Size	Shpg. Wt.	Unit	Price
7 SAF-4049 •	110 lbs	15 1/4" x 2 1/2" x 25"	15 1/4" x 11"	8 lbs.	EA	124.00

\* GREENGUARD Certified. Overall Dimensions: 15 3/4" x 16 1/4" x 39 1/4".

**F Hide-Away® Aluminum Hand Truck** Lightweight aluminum frame with a collapsible handle and fold-up steel toeplate fits easily in car or closet. Mobile on 6" diameter rubber tires on steel hub. Manufacturer's limited lifetime warranty.

ID No.	Capacity	Folded Size	Toe Plate Size	Shpg. Wt.	Unit	Price
8 SAF-4061 •	2-Wheel Capacity: 250 lbs	15 1/2" x 8" x 28 3/4"	9" x 14"	19 lbs.	EA	124.00

\* GREENGUARD Certified. Overall Dimensions: 15 1/4" x 16 1/4" x 43 1/4".



**G Hide-Away® Convertible Truck** Folding collapsible hand truck and platform truck all in one. Aluminum platform extends more than 50%. Extendable steel handles. Features two 6" solid rubber wheels and two 3" solid rubber casters.

ID No.	Platform Size	Capacity	Shpg. Wt.	Unit	Price
9 SAF-4050 •	15 1/2" x 43" x 36"	2-Wheel Capacity: 250 lbs; 4-Wheel Capacity: 400 lbs	25 lbs.	EA	268.00

\* GREENGUARD Certified.





**A Triple Trolley** User-friendly platform trolley efficiently transports bulky loads. Tri-position handle lets you push, pull or fold flat for compact storage. Rust, dent- and chip-resistant, nonskid structural foam deck minimizes in-transit cargo movement. Manufacturer's limited one-year warranty.

ID No.	Color	W x D x H	Capacity	Shpg. Wt.	Unit	Price
<b>Standard Duty With User-Friendly Handle</b>						
1	RCP-4401 BLA	Black	20½" x 32½" x 7"	500 lbs.	24 lbs. EA	362.30

**B Utility Duty Home and Office Cart** Three-position handle moves upright for pushing, angles for pulling or folds flat for use as a dolly or for storage. Structural foam platform won't rust, dent or bend. Nonskid platform 35½" with handle flat. Manufacturer's limited one-year warranty.

ID No.	Platform Size	Capacity	Caster/ Wheel Type	Shpg. Wt.	Unit	Price
2	RCP-440000	20½" x 32½"	250 lbs	Four 3" Non-Marking Casters, Two Swivel	21 lbs. EA	298.07

## ADVANTUS

**C Multi-Cart® 8-in-1 Cart** Has the ability to unfold into eight different configurations! Cuts moving time and effort by 50%. Can be made into a furniture dolly, two-wheel hand truck, storage/transport caddy, platform cart or a hi-stacker.

ID No.	Platform Size	Capacity	Caster/ Wheel Type	Shpg. Wt.	Unit	Price
3	AVT-86201	32½" x 17½" x 42½"	500 lbs	Two 8" No-Flat Trac Rear Wheels, Two 4" Swivel Front Casters	26 lbs. EA	244.95



## SAFCO

**D Stow-Away® 1000 lb Platform Truck** Features lightweight, aluminum frame and decking. Handle unfolds to 40" working height; when folded, truck collapses to only 16" high for compact storage. Quick-release mechanism to unfold handle. 7" diameter solid rubber tires for easy transportation.

ID No.	Platform Size	Capacity	Caster/ Wheel Type	Shpg. Wt.	Unit	Price
4	SAF-4053NC •	24" x 39" x 40"	1000 lbs	Four 7" Rubber Casters	42 lbs. EA	474.00

★ GREENGUARD Certified.

**E FoldAway™ Platform Truck** Handle folds to just 10" high. Steel construction with non-skid platform surface, wrap-around vinyl protective bumper. Four large rubber casters (two swivel).

ID No.	Platform Size	Capacity	Caster/ Wheel Type	Shpg. Wt.	Unit	Price
5	SAF-4078 •	24" x 34" x 36"	900 lbs	Four Rubber Casters (2 Swivel)	41 lbs. EA	418.00
6	SAF-4077 •	18½" x 28¼" x 32"	700 lbs	Four Rubber Casters (2 Swivel)	25 lbs. EA	293.00

★ GREENGUARD Certified.



**A Heavy-Duty Platform Truck** Structural foam resin construction resists rust and corrosion. Variable, easy-grip ergonomic steel handle reduces back and wrist strain. Textured deck surface reduces load slippage. Four molded-in tie-down slots for securing loads. Retainer clips prevent unintended handle removal. 📦🔒

ID No.	W × D	Capacity	Caster/ Wheel Type	Shpg. Wt.	Unit	Price
1 RCP-443600BK●	24" × 48"	2000 lbs	Four 8" Casters (2 Swivel)	78 lbs.	EA	1,156.64
2 RCP-4436-10 BLA●	24" × 48"	1200 lbs	Four Casters (2 Swivel)	76 lbs.	EA	1,306.53
3 RCP-4403 BLA●	24" × 36"	500 lbs	Four Casters (2 Swivel)	59 lbs.	EA	1,035.25

**B Platform Truck** Spacious platform truck is ideal for moving larger, heavier loads. Duramold™ precision-engineered resin-metal composite structure delivers an excellent strength-to-weight ratio. Molded-in tie-down slots. Manufacturer's limited one-year warranty. 📦🔒

ID No.	Color	W × D × H	Capacity	Shpg. Wt.	Unit	Price
<b>Ergonomic Bent-Bar Handle</b>						
4 RCP-4471 BLA	Black	30" × 60" × 7"	2000 lbs.	85 lbs.	EA	1,367.22
5 RCP-4441 BLA●	Black	24" × 48" × 7"	2000 lbs.	76 lbs.	EA	1,181.60
6 RCP-4406 BLA●	Black	24" × 36" × 7"	1000 lbs.	66 lbs.	EA	1,085.22
<b>Standard Bar Handle</b>						
7 RCP-4466 BLA	Black	30" × 60" × 7"	2000 lbs.	82 lbs.	EA	1,331.51

**C Convertible Platform Truck** Convertible truck provides three configurations in one: Platform, U-boat and Two-Shelf. Push-button conversion latch enables quick and easy transformations. Unique slide-lock latches prevent unintended handle removal. 📦🔒

ID No.	W × D × H	Capacity	Caster/ Wheel Type	Shpg. Wt.	Unit	Price
8 RCP-4496 BLA●	24¼" × 61½" × 42½"	750 lb as cart; 1000 lb as platform	Two 5" TPR Fixed-Position Casters; Two 5" TPR Swivel Casters	100 lbs.	EA	1,470.76

**D Side-Panel Platform Truck** Ideal for moving small packages and materials. Heavy-duty wire side panels may be individually removed to accommodate bulky items. Side-panel cut-outs simplify loading and delivery. 📦🔒

ID No.	W × D × H	Capacity	Caster/ Wheel Type	Shpg. Wt.	Unit	Price
9 RCP-4485 BLA●	24¼" × 44" × 41½"	1200 lbs	Two 5" TPR Fixed-Position Casters; Two 5" TPR Swivel Casters	103 lbs.	EA	1,689.54
10 RCP-4486 BLA●	24¼" × 56" × 41¼"	2000 lbs	Two 5" TPR Fixed-Position Casters; Two 5" TPR Swivel Casters	106 lbs.	EA	1,689.54



MATERIAL HANDLING



**A A-Frame Panel Truck** Safely move bulky sheet and panel goods on this easy-to-maneuver A-frame truck. Solid frame and side rail hold loads firmly in place. Duramold™ precision-engineered resin-metal composite structure. Manufacturer's limited one-year warranty.

ID No.	Color	W x D x H	Capacity	Shpg. Wt.	Unit	Price
1 RCP-4463BLA	Black/Red	24 1/4" x 48" x 45"	2000 lbs.	85 lbs.	EA	963.82
<b>Convertible Design</b> —Quickly transforms into multiple truck and cart configurations.						
2 RCP-4465	Black/Red	27 1/4" x 50 1/4" x 49 1/2"	2000 lbs.	133 lbs.	EA	2,352.50

**B Trades Cart** Four removable boxes plus two sliding storage bins hold assorted parts and hardware. Flat surface at an ergonomic height provides a convenient work area. Chip-, dent- and rust-resistant construction with molded-in wraparound handle and non-marking 5" casters. Manufacturer's limited one-year warranty.

ID No.	Finish	W x D x H	Capacity	Shpg. Wt.	Unit	Price
3 RCP-6180-88 BLA	Black	19 1/4" x 38" x 33 3/4"	330 lbs.	65 lbs.	EA	1,281.54
<b>With Fully-Enclosed Locking Storage Compartment</b>						

**C Sheet/Panel Truck** Specialized truck simplifies transporting hard-to-handle materials and supplies. Secure-install rail frames support bulky sheet and panel goods and may be removed to accommodate convention crates and boxes. Duramold™ precision-engineered resin-metal composite structure. Manufacturer's limited one-year warranty.

ID No.	Color	W x D x H	Capacity	Shpg. Wt.	Unit	Price
4 RCP-4468BLA	Black	50 3/4" x 24 1/4" x 39 1/4"	2000 lbs.	96 lbs.	EA	1,199.48

**D Ladder Cart with Cabinet** Three-section cart adapts to worksite requirements—can be assembled for transporting long items. Centrally located, stepped-down ladder platform carries up to 6-ft. ladder without hitting walls, doorways or elevators. Square footprint offers optimal maneuverability. Unique vertical profile offers higher worksurface height for improved ergonomics. Storage cabinet provides lockable storage for safety and security (lock not included). Shelves feature molded-in tool and pipe holders; also features organizer tray. Molded-in handles. Powder-coated steel and structural foam construction. Manufacturer's limited one-year warranty.

ID No.	Finish	W x D x H	Capacity	Shpg. Wt.	Unit	Price
5 RCP-9T58 BLA	Black/Red	27" x 31 1/2" x 42"	80 lbs.	80 lbs.	EA	1,524.30

**E Two-Shelf Trades Cart** Top shelf provides worksurface at an ergonomic height. Four divided parts boxes, two storage bins. Molded-in wraparound handle with storage bin. Mounting bracket serves as a cord wrap. Non-marking, 5" casters for easy mobility. 180 lb. top shelf capacity and 150 lb. bottom shelf capacity. Manufacturer's limited one-year warranty.

ID No.	Finish	W x D x H	Capacity	Shpg. Wt.	Unit	Price
6 RCP-618000BLA	Black	19 1/4" x 38" x 33 3/4"	52 lbs.	52 lbs.	EA	938.84

**F Convertible Utility Cart** Simple push buttons and a foot pedal convert this innovative utility cart into a platform truck in seconds. Folds down to 10 1/2" for compact storage and easy transport. Narrow profile design and two swivel casters make it easy to maneuver through tight spaces. Recessed top shelf. Extended bottom shelf. Rear locking casters. Ergonomic handle. Manufacturer's limited one-year warranty.

ID No.	Finish	W x D x H	Capacity	Shpg. Wt.	Unit	Price
7 RCP-430000BK	Black	23 3/4" x 45 1/4" x 34 3/4"	400 lbs.	52 lbs.	EA	1,110.20

**G Five-Drawer Mobile Workcenter** Commercial grade plastic construction supports up to 250 lbs. Small-parts organizers on top and five multi-depth drawers store an assortment of items. Removable locking bar secures drawers and protects valuable contents. Casters allow easy maneuverability and are lockable for safety. Manufacturer's limited one-year warranty.

ID No.	Finish	W x D x H	Capacity	Shpg. Wt.	Unit	Price
8 RCP-7734-88	Black	32 1/2" x 20" x 33 1/2"	250 lbs.	52 lbs.	EA	953.13



**A Heavy-Duty Utility Cart** Handy, durable utility cart features rust-, dent-, chip- and peel-proof structural foam construction. Ergonomically designed push handle provides optimum hand placement and push height improving control and worker safety. Molded-in storage compartments, holsters, hooks and notches. Rounded corners and shelf walls won't damage furniture and walls. Variable grip-height handle improves control and worker safety. Built-in tool holster and molded-in fittings allow for easy addition of pipes or rods. 750 lb. capacity. Manufacturer's limited one-year warranty.

ID No.	Color	W × D × H	Capacity	Shpg. Wt.	Unit	Price
1 RCP-452088BG	Beige	25¼" × 44" × 39"	500 lbs.	41 lbs.	EA	506.88
2 RCP-452088BK	Black	25¼" × 44" × 39"	500 lbs.	41 lbs.	EA	506.88
3 RCP-450088BG	Beige	17½" × 38½" × 38½"	500 lbs.	42 lbs.	EA	446.25
4 RCP-450088BK	Black	17½" × 38½" × 38½"	500 lbs.	42 lbs.	EA	446.25
<b>Flat Shelf</b> —5-inch TPR casters.						
5 RCP-4545 BLA	Black	25¼" × 54" × 36"	500 lbs.	42 lbs.	EA	838.89
<b>Lipped Shelf</b>						
6 RCP-4520-10 BLA	Black	25¼" × 45¼" × 37½"	500 lbs.	67 lbs.	EA	1,067.36
<b>Lipped Shelf</b> —5-inch TPR casters.						
7 RCP-4546-10 BLA	Black	25¼" × 54" × 39¼"	750 lbs.	74 lbs.	EA	1,417.23
<b>Lipped Shelf</b> —8-inch pneumatic casters.						
8 RCP-4546 BEI	Beige	26" × 55" × 33¼"	750 lbs.	53 lbs.	EA	885.30
9 RCP-4546 BLA	Black	26" × 55" × 33¼"	750 lbs.	53 lbs.	EA	885.30

**B Flat Shelf Utility Cart** Flat shelves provide a smooth worksurface and allow easy loading. Ergonomically designed push handle provides optimum hand placement and push height, improving control and worker safety. Features molded-in storage compartments, holsters and hooks. Easy-access bottom shelf. 500 lb. capacity. Structural foam construction. Manufacturer's limited one-year warranty.

ID No.	Finish	W × D × H	Shpg. Wt.	Unit	Price
10 RCP-452500BG	Beige	25¼" × 44" × 38½"	41 lbs.	EA	530.13
11 RCP-452500BK	Black	25¼" × 44" × 38½"	41 lbs.	EA	530.13
12 RCP-450500BG	Beige	19½" × 37½" × 33½"	30 lbs.	EA	478.36
13 RCP-450500BK	Black	19½" × 37½" × 33½"	30 lbs.	EA	478.36

**C Service/Utility Carts** Structural foam construction. Two tray-style shelves securely hold contents. 300 lb. capacity. Molded-in handle with convenient storage compartments. Easy assembly. Manufacturer's limited one-year warranty.

ID No.	Finish	W × D × H	Shpg. Wt.	Unit	Price
14 RCP-9T6600BLA	Black	17" × 38" × 31"	31 lbs.	EA	390.88
15 RCP-9T6700BLA	Black	24" × 40" × 31¼"	43 lbs.	EA	446.25

**D Open Sided Utility Cart** Sized to carry large loads and reduce return trips. Open on all sides for easy loading. Rounded corners won't damage walls. Upscale appearance is ideal for institutional, warehouse or front office use. Large textured shelves hold a variety of equipment and supplies. Durable, structural web construction resists scratches, chips and rust. Lightweight, and easy to handle with quiet, nonmarking casters. Comfortable rounded handles. Manufacturer's limited one-year warranty.

ID No.	Finish	W × D × H	Shpg. Wt.	Unit	Price
<b>Four-Shelf</b>					
16 RCP-409600BLA	Black	40½" × 20" × 51"	52 lbs.	EA	799.61
<b>Three-Shelf</b>					
17 RCP-409100BLA	Black	40½" × 20" × 37½"	44 lbs.	EA	610.45
18 RCP-409100CMB	Off-White	40½" × 20" × 37½"	44 lbs.	EA	610.45

**E Utility Cart** Ideal for offices and foodservice establishments. Comfortable handles. Molded-in top-shelf storage compartment. Enclosed on two sides. Manufacturer's limited one-year warranty.

ID No.	Color	W × D × H	Capacity	Shpg. Wt.	Unit	Price
19 RCP-3355-88 PLA	Platinum	32" × 18" × 37½"	300 lbs.	35 lbs.	EA	842.46



**F Utility Bin** Capacity-maximizing design provides plenty of storage space. Molded-in top handle and bottom grip deliver hassle-free portability. Smooth, easy-to-clean surface simplifies maintaining workstation neatness.

ID No.	Compartments	Color	W × D × H	Qty.	Unit	Price
<b>4 Gal</b>						
20 RCP-3354-88 BLA	1	Black	17" × 12½" × 10½"	1	EA	83.55

**G Optional Utility Cart Refuse/Utility Bin** Easy-to-integrate refuse/utility bin enhances your ability to multitask with your cart. Convenient top handles and bottom grip simplify emptying tasks. Smooth surfaces help streamline post-use cleaning. Manufacturer's limited one-year warranty.

ID No.	Color	Capacity	W × D × H	Unit	Price
21 RCP-3353-88 BLA	Black	8 gal	17" × 12" × 22"	EA	175.24





**A Executive Service Cart** Sleek, contemporary styling with 20% more top-shelf capacity is ideal for front or back of house applications. Durable 100 lb. capacity per shelf construction with wrap-around end panels and solid base bumper. Smooth surface is easier to clean and maintain. Simple to assemble with easy snap-and-lock construction. Manufacturer's limited one-year warranty.

ID No.	Finish	W x D	Shpg. Wt.	Unit	Price
1 RCP-9T6800BK	Black	20 $\frac{1}{2}$ " x 38 $\frac{1}{2}$ "	31 lbs.	EA	499.78

**B Three-Shelf Service Cart with Brushed Aluminum Uprights** Ideal for office use. Shelves have one flat side for easy loading; lip on three sides. Easy to assemble. Manufacturer's limited one-year warranty.

ID No.	Finish	W x D x H	Capacity	Shpg. Wt.	Unit	Price
2 RCP-9T6571BG	Beige	16 $\frac{1}{4}$ " x 31 $\frac{1}{2}$ " x 36"	100 lbs.	36 lbs.	EA	465.87

**C Xtra™ Equipment Cart** For use in hospitals, health care centers, labs and hotels/motels. Sized to carry large loads. Rounded corners won't damage walls. Manufacturer's limited one-year warranty.

ID No.	Color	W x D x H	Capacity	Shpg. Wt.	Unit	Price
3 RCP-4095 BLA	Black	20 $\frac{1}{2}$ " x 40 $\frac{1}{2}$ " x 37 $\frac{1}{2}$ "	300 lbs.	52 lbs.	EA	1,067.36

**D Xtra™ Utility Cart** Sized to carry large loads and reduce return trips. Rounded corners won't damage walls. Upscale appearance is ideal for institutional, warehouse or front office use. Manufacturer's limited one-year warranty.

ID No.	Color	W x D x H	Capacity	Shpg. Wt.	Unit	Price
<b>Enclosed On Three Sides</b>						
4 RCP-4093 BLA●	Black	20" x 40 $\frac{1}{2}$ " x 37 $\frac{1}{2}$ "	300 lbs.	50 lbs.	EA	981.68
5 RCP-4093 CRE	Off-White	20" x 40 $\frac{1}{2}$ " x 37 $\frac{1}{2}$ "	300 lbs.	50 lbs.	EA	981.68

**E Xtra™ Instrument Cart** For use in hospitals, health care centers, labs and hotels/motels. Transports instruments and supplies. Three smooth, easy-to-clean shelves, sliding top drawer and two molded handles. Manufacturer's limited one-year warranty.

ID No.	Color	W x D x H	Capacity	Shpg. Wt.	Unit	Price
<b>Locking Storage Compartment</b>						
6 RCP-4094 GRA	Gray	20" x 40 $\frac{1}{2}$ " x 37 $\frac{1}{2}$ "	300 lbs.	55 lbs.	EA	981.68

#### Also Consider:

ID No.	Description	Qty.	Unit	Price
7 RCP-4094-L1 BLA●	Door Kit (2) with lock	1	EA	89.04

**F Three-Shelf Service Cart** Versatile; for audio/video, filing, food service. Shelves feature  $\frac{1}{4}$ " lip on three sides and one flat side for easy loading. Brushed aluminum uprights, dual molded handles. Manufacturer's limited one-year warranty.

ID No.	Finish	W x D x H	Capacity	Shpg. Wt.	Unit	Price
8 RCP-3424-88 BLA	Black	18 $\frac{1}{2}$ " x 33 $\frac{1}{2}$ " x 37 $\frac{1}{2}$ "	200 lbs.	30 lbs.	EA	539.00
9 RCP-342488PM	Platinum	18 $\frac{1}{2}$ " x 33 $\frac{1}{2}$ " x 37 $\frac{1}{2}$ "	200 lbs.	30 lbs.	EA	539.00
<b>Open Ends</b>						
10 RCP-3424-88 RED	Red	18 $\frac{1}{2}$ " x 33 $\frac{1}{2}$ " x 37 $\frac{1}{2}$ "	200 lbs.	30 lbs.	EA	539.00
11 RCP-3424-88 OWH	Off-White	18 $\frac{1}{2}$ " x 33 $\frac{1}{2}$ " x 37 $\frac{1}{2}$ "	200 lbs.	30 lbs.	EA	539.00

**G Utility Cart with Locking Doors** Two-shelf cart with a sliding drawer beneath the top shelf and two locking doors beneath the bottom shelf. Interior cabinet area: 24w x 17d x 12h. Ergonomic dual handles and 4" nonmarking swivel casters. Includes keys. Heavy-duty polypropylene. Manufacturer's limited one-year warranty.

ID No.	Finish	W x D x H	Capacity	Shpg. Wt.	Unit	Price
12 RCP-345700BLA	Black	33 $\frac{1}{2}$ " x 18 $\frac{1}{2}$ " x 37 $\frac{1}{2}$ "	200 lbs.	45 lbs.	EA	831.76







**A Collapsible X-Cart** Collapsible carts are sturdy enough to transport items where they need to go. Strong, powder-coated stainless steel frame. Compact carts reduce by 75% when collapsed, minimizing storage space. Manufacturer's limited one-year warranty.

ID No.	Finish	W × D × H	Shpg. Wt.	Unit	Price
<b>2-4 Bushel Cart</b>					
1 RCP-1881781	Black/Silver	24 $\frac{1}{2}$ " × 35 $\frac{1}{2}$ " × 34"	29 lbs.	EA	374.02
<b>4 Bushel Cart</b>					
2 RCP-1881749	Black/Silver	20 $\frac{1}{2}$ " × 24 $\frac{1}{2}$ " × 34"	21 lbs.	EA	267.13
<b>8 Bushel Cart</b>					
3 RCP-1881750	Black/Silver	24 $\frac{1}{2}$ " × 35 $\frac{1}{2}$ " × 34"	27 lbs.	EA	320.60

**B Collapsible X-Cart Replacement Bag** Durable, long-lasting replacement bags are made from sturdy vinyl. Discreet coloring conceals dirt and stains. Easy-to-clean vinyl is an excellent choice for hotel and industrial cleaning carts.

ID No.	Capacity	W × H	Qty.	Unit	Price
<b>Compatible with RCP 1881750—8 bushel.</b>					
4 RCP-1881783	10 cu ft	22 $\frac{3}{4}$ " × 27 $\frac{1}{2}$ "	1	EA	89.06
<b>Compatible with RCP 1881749, 1881781—4 bushel.</b>					
5 RCP-1881782	5 cu ft	22 $\frac{3}{4}$ " × 27 $\frac{1}{2}$ "	1	EA	71.24

**C Mobile Fabric Cleaning Cart Bag** Two-wheeled, telescoping tote-handle-equipped heavy-duty fabric bag may be used alone or with Rubbermaid® Commercial cleaning carts. Two-point hang-hook suspension system.

ID No.	Capacity	W × H	Qty.	Unit	Price
<b>For 9T61, 9T63, 9T64 Housekeeping Carts</b>					
6 RCP-6174 BLA	30 gal	18 $\frac{1}{2}$ " × 35"	1	EA	240.22



**SAFCO**

**D Two-Shelf Utility Cart** Heavy-duty molded construction resists scratches, dents or chips. Unique sliding side rails on both shelves easily convert from a box top shelf to a flat top shelf. Molded handle and supply tray have built-in compartments to store supplies—even a cup holder. Shelves measure 28w × 22d. Easy-to-clean textured finish. Easy assembly. Manufacturer's limited lifetime warranty.

ID No.	Finish	W × D × H	Shpg. Wt.	Unit	Price
7 SAF-5330GR	Light Gray	45" × 23" × 37 $\frac{1}{4}$ "	55 lbs.	EA	411.00

\* GREENGUARD Certified.

**E Scoot™ Three Shelf Utility Cart** Built from pure steel, this cart features a unique hole pattern design and 3" oversized casters (two locking). Accessible handle for easy maneuverability. Powder-coat finish for durability. Rate up to 300 lbs. (100 lbs. per shelf). Manufacturer's limited lifetime warranty.

ID No.	Finish	W × D × H	Shpg. Wt.	Unit	Price
8 SAF-5339BL	Black/Silver	31" × 18" × 38"	50 lbs.	EA	371.00

\* GREENGUARD Certified.



**F Wire Laundry Cart** Make laundry a snap! Ideal for use in many applications, including dry cleaning and commercial laundry. Durable, vinyl dipped wire basket. Powder-coated base with 5" non-marking polyurethane swivel casters. White, PVC top rim for durability and protection of walls and equipment. Manufacturer's limited 90-day warranty.

ID No.	Color	W × D × H	Capacity	Shpg. Wt.	Unit	Price
<b>Small Wire Cart</b>						
9 RBT-R27BKXWA5UN	Black	21" × 26" × 26 $\frac{1}{2}$ "	200 lbs.	35 lbs.	EA	393.00

**G Hamper** Collapsible sorting and collecting solution. Ideal for all applications from recycling to laundry and more. Bag is constructed of super-strong vinyl. Cleans up easily with a mild detergent.

ID No.	Material	Color	W × D × H	Qty.	Unit	Price
10 RBT-R00GGXHBK	Steel; Vinyl	Gray	15" × 16" × 30"	1	EA	78.57
11 RBT-R00RRXHBK	Steel; Vinyl	Red	15" × 16" × 30"	1	EA	78.57

**H Enviro Hamper** Collapsible sorting and collecting solution. Ideal for all applications from recycling to laundry and more. Bag is constructed of super-strong vinyl and features a chasing arrow "recycle" logo for easy identification. Cleans up easily with a mild detergent.

ID No.	Material	Color	W × D × H	Qty.	Unit	Price
12 RBT-R00BBXEBK	Steel; Vinyl	Blue	15" × 16" × 30"	1	EA	78.57
13 RBT-R00EEXEBK	Steel; Vinyl	Green	15" × 16" × 30"	1	EA	78.57



**I Two-Shelf Metal Cart** Trays have 3 $\frac{3}{8}$ " lip and can be reversed to use as a flat work surface. PVC casters—two swivel, two stationary. Rounded push handle.

ID No.	Finish	W × D × H	Shpg. Wt.	Unit	Price
14 TNN-SC-2436	Gray	24" × 36" × 32"	49 lbs.	EA	210.00

\* SCS Indoor Advantage Gold Certified. Contains 19% post-consumer recycled content, 25% total recycled content.



## SAFCO

**A Three-Shelf Height-Adjustable AV Cart** Ideal for media equipment. Holds monitors up to 20". Heavy-gauge plastic construction resists dents and scratches. Height adjustment can be customized to fit workspace needs using the four different length posts. Three-outlet mini surge protector with power switch included with a 10 ft. power cord and cord management bracket. Four casters (two locking). Manufacturer's limited lifetime warranty.

ID No.	Finish	W x D x H	Shpg. Wt.	Unit	Price
1 SAF-8933BL •	Black	27 $\frac{3}{4}$ " x 18 $\frac{1}{2}$ " x 25 $\frac{1}{2}$ " - 42"	27 lbs.	EA	273.00

★ GREENGUARD Certified; UL Approved.

**B Economy Mobile Computer/Projector Stand** Locking cabinet for secure equipment storage. Scratch-resistant melamine finish. Ideal for projectors and laptops. Tilting, 18 $\frac{1}{4}$ "w x 19 $\frac{3}{4}$ "d projector shelf adjusts in 1" increments from 20" to 29" high and also features containment ridge. Removable 12"w x 17"d document shelf can be used on either side. Locking cabinet measures 18 $\frac{1}{2}$ "w x 18 $\frac{1}{2}$ "d x 14 $\frac{3}{4}$ "h. Open compartment below adjustable shelf for storage. Four casters (two locking). Manufacturer's limited lifetime warranty.

ID No.	Finish	W x D x H	Shpg. Wt.	Unit	Price
2 SAF-8927BL •	Black	19 $\frac{1}{2}$ " x 20 $\frac{1}{2}$ " x 30"	49 lbs.	EA	274.00

## VERTIFLEX

**C Multi-Use Storage Cart and Stand-Up Workstation** Heavy-duty, metal construction with a removable MDF top tray. Center two baskets are adjustable in height. Can be configured with four bins as a standing laptop station, three bins for desk-side storage, or two bins for underdesk use. Rolls smoothly on four casters, two locking. Manufacturer's limited 90-day warranty.

ID No.	Finish	W x D x H	Shpg. Wt.	Unit	Price
3 VRT-VF51025 •	Gray	14 $\frac{3}{4}$ " x 17" x 39 $\frac{1}{4}$ "	24 lbs.	EA	169.00



## SAFCO

**D Steel Book Cart** Mobilize your books, magazines or research collections. Sturdy steel all welded construction with four casters (two locking) for easy mobility. No assembly required. Manufacturer's limited lifetime warranty.

ID No.	Finish	W x D x H	Shpg. Wt.	Unit	Price
4 SAF-5358SA	Sand	36" x 14 $\frac{1}{2}$ " x 43 $\frac{1}{2}$ "	46 lbs.	EA	472.00

**Single Sided Book Cart**—Three shelves.

**E Wire Utility Cart** Transport and store materials safely and efficiently with wire utility carts. Each shelf holds up to 200 lbs. Shelves conveniently adjust in 1" increments. Rolls smoothly on four, 3" nylon casters. Plastic liners for each shelf help prevent contents from being damaged. Manufacturer's limited lifetime warranty.

ID No.	Finish	W x D x H	Shpg. Wt.	Unit	Price
--------	--------	-----------	-----------	------	-------

**Two Shelf Cart**

5 SAF-5337BL •	Black	43 $\frac{3}{4}$ " x 19 $\frac{1}{4}$ " x 40 $\frac{1}{2}$ "	29 lbs.	EA	175.00
----------------	-------	--	---------	----	--------

**Three Shelf Cart**


6 SAF-5338BL •	Black	43 $\frac{3}{4}$ " x 19 $\frac{1}{4}$ " x 40 $\frac{1}{2}$ "	37 lbs.	EA	211.00
----------------	-------	--	---------	----	--------

★ GREENGUARD Certified.



**F Carry-all Cart/Mail Cart** 7" deep top basket can accommodate letter- or legal-size files with included adjustable file rods. Sturdy bottom basket with 4" raised sides. Heavy-duty steel tubing resists scratches and withstands constant use. Snaps together in minutes without tools. Shelf and basket height adjustable in 1" increments. Manufacturer's limited five-year warranty.

ID No.	Finish	W x D x H	Shpg. Wt.	Unit	Price
7 ALE-MC3518SR	Silver	34 $\frac{3}{4}$ " x 18" x 39 $\frac{1}{2}$ "	29 lbs.	EA	309.00





## SAFCO

**A Mobile Beverage Cart** Suitable for lobbies, meeting spaces, breakrooms and conference rooms. Melamine top features 1½" high wire rails to help prevent accidental spills. Locking cabinet features one adjustable, 29"w × 16½"d steel shelf. 8¾" high open storage area. Mobile on 3½" casters (two locking). Manufacturer's limited lifetime warranty.

ID No.	Finish	W × D × H	Shpg. Wt.	Unit	Price
1 SAF-8964BL	Black/Silver	33½" × 21¾" × 43"	91 lbs.	EA	496.00

**B Mobile Refreshment Center** Compact refreshment center offers ample storage for your day-to-day breakroom supplies and meeting spaces. Refreshment center features ¾" wood laminate construction and double-door design with a fixed interior shelf. Heat-resistant countertop has a 1¼" raised lip to contain spills. Manufacturer's limited lifetime warranty.

ID No.	Finish	W × D × H	Shpg. Wt.	Unit	Price
2 SAF-8953MH★	Mahogany	23" × 18" × 31"	78 lbs.	EA	319.00

★ Contains 80% total recycled content.

## VERTIFLEX

**C Refreshment Stand** Big enough to accommodate a microwave or coffee maker and kitchen supplies. Double silver steel doors each have three built-in shelves for frequently used items. Internal shelving can accommodate larger items. Finished in stain- and scratch-resistant laminate. Manufacturer's limited 90-day warranty.

ID No.	Finish	W × D × H	Shpg. Wt.	Unit	Price
3 VRT-35157●	Black/White	29½" × 21" × 33"	100 lbs.	EA	390.17

**D Click-N-Fold Dual Handle Service Cart** Chrome service cart has three shelves. Dual handles allow for easy movement of cart. Convenient folding design for easy storage when not in use. Folds open and closed with the touch of a button. Requires almost no assembly, just attach casters and go. Manufacturer's limited 90-day warranty.

ID No.	Finish	W × D × H	Shpg. Wt.	Unit	Price
4 VRT-VF51008●	Chrome	23¾" × 18" × 36¾"	14 lbs.	EA	149.00

## ALERA.

**E Wire Shelving Three-Tier Rolling Cart** Sturdy and solid wire cart for mobile shelving needs. Includes four casters (two locking). Black Anthracite finish for wet and dry usages. Shelves adjust in 1" increments. 500 lbs. total weight capacity. Manufacturer's limited five-year warranty.

ID No.	Finish	W × D × H	Shpg. Wt.	Unit	Price
--------	--------	-----------	-----------	------	-------

**Four 3" Casters**—Two wire shelves, one wire basket, four poles and one pull handle.

5	ALE-SW342416BA★	Black Anthracite	28" × 16" × 39"	26 lbs.	EA	149.00
---	-----------------	------------------	-----------------	---------	----	--------

**Four 4" Casters**—Two wire shelves, one wire basket, three shelf liners, four 35" poles and one pull handle.

6	ALE-SW543018BA★	Black Anthracite	34" × 18" × 40"	41 lbs.	EA	239.00
---	-----------------	------------------	-----------------	---------	----	--------

★ Meets or exceeds ANSI/BIFMA standards.



MATERIAL HANDLING



**A Cube Truck** Diamond caster pattern provides superior maneuverability. Great for waste collection, material transport and laundry handling. Optional lids sold separately. Manufacturer's limited one-year warranty.

ID No.	Color	Capacity	W x D x H	Unit	Price
1 RCP-4608 BLA	Black	8 cu. ft./300 lbs.	26" x 38" x 28½"	EA	706.83
2 RCP-461200BLA ★	Black	12 cu. ft./400 lbs.	42¾" x 28" x 33"	EA	924.58
3 RCP-4614 BLA●	Black	14 cu. ft./500 lbs.	31" x 44½" x 32½"	EA	1,035.25
4 RCP-FG461600BLA● ★	Black	16 cu. ft./500 lbs.	31" x 43¾" x 37"	EA	1,124.49
5 RCP-4619 BLA●	Black	20 cu. ft./600 lbs.	34½" x 48" x 36½"	EA	1,317.25

★ RCP-461200BLA—USDA Approved.

★ RCP-FG461600BLA—USDA Meat & Poultry Equipment Group Listed.

#### Also Consider:

Hinged Dome Lids for Cube Trucks. Black.

ID No.	Description	Qty.	Unit	Price
6 RCP-461300BLA●	Fits 12 cu. ft. Cube Truck	1	EA	430.19
7 RCP-4609 BLA●	Fits 8 cu. ft. Cube Truck	1	EA	392.68
8 RCP-4615 BLA●	Fits 14 or 16 cu. ft. Cube Truck	1	EA	464.07
9 RCP-4617 BLA●	Fits 20 cu. ft. Cube Truck	1	EA	498.02



**B Spring Lift** Convenient spring lift keeps work at a safe height. Heavy-duty vinyl protected platform. Powder-coated, flat attachment clip reduces wear on the top of the basket for added durability.

ID No.	Material	Color	Unit	Price
<b>16 x 26</b> —For use with 6 bushel carts.				
10 RBT-R06GGXSLN●	Steel; Vinyl	Gray	EA	86.97
<b>18 x 30</b> —For use with 8 bushel carts.				
11 RBT-R08GGXSLN●	Steel; Vinyl	Gray	EA	89.82
<b>22 x 32</b> —For use with 12 bushel carts.				
12 RBT-R12GGXSLN●	Steel; Vinyl	Blue	EA	101.97
<b>24 x 36</b> —For use with 16 bushel carts.				
13 RBT-R16GGXSLN●	Steel; Vinyl	Gray	EA	115.98

**C Permanent Liner Truck** Multi-use material handling carts for all markets. Mold-, mildew-, UV- and tear-resistant vinyl liner permanently riveted to frame. Kiln-dried hardwood base with 3" non-marking polyurethane swivel casters. Manufacturer's limited 90-day warranty.

ID No.	Color	W x D x H	Capacity	Shpg. Wt.	Unit	Price
<b>6 Bushels</b>						
14 RBT-R06GGPMA3UN●	Gray	20" x 30" x 27"	600 lbs.	27 lbs.	EA	242.67
<b>8 Bushels</b>						
15 RBT-R08GGPMA3UN●	Gray	22" x 34" x 29½"	600 lbs.	33 lbs.	EA	258.33
<b>12 Bushels</b>						
16 RBT-R12GGPMA3UN●	Gray	26" x 36" x 34"	600 lbs.	36 lbs.	EA	288.30
<b>16 Bushels</b>						
17 RBT-R16GGPMA3UN●	Gray	28" x 40" x 36½"	600 lbs.	41 lbs.	EA	300.48

**D Basket Truck Handle** Ergonomic handle for all sizes of basket trucks. Easier pushing/pulling of loaded carts. Removable for use on multiple carts during a shift.

ID No.	Material	Color	Unit	Price
<b>5 x 17</b>				
18 RBT-R00BKXHNN●	Steel	Black	EA	135.00





**A Rotomolded Recycling Tilt Truck** Large capacity tilt truck is ideal as a central collection receptacle for recycling stations. Easy for one person to control and maneuver through narrow corridors or onto commercial elevators. Inset wheels protect walls and corners. Manufacturer's limited one-year warranty. ♻️ ♻️ ♻️

ID No.	Color	Capacity	W × D × H	Unit	Price
<b>Universal Recycling Symbol</b>					
1 RCP-1305-73 BLU●★	Blue	101 gal/850 lbs.	28" × 60½" × 35¾"	EA	1,891.99
★ Contains 20% post-consumer recycled content.					

**B Recycling Cube Truck** Professional-grade polyethylene system helps you collect waste, move materials or truck laundry. Metal frame provides solid support. Unique bin design conceals loads without affecting capacity. Manufacturer's limited one-year warranty. ♻️ ♻️ ♻️

ID No.	Color	Capacity	W × D × H	Unit	Price
2 RCP-461673BE ★	Blue	120 gal/500 lbs	31" × 43¾" × 37"	EA	1,124.49
★ Contains a minimum of 30% post-consumer recycled content.					



**C Bulk Transport Truck** Convenient transport truck sports a lower cut-out for easy unloading/loading with less strain. Ideal for bulk linen collection and transportation. Tapered floor design with drain slots for efficient drainage/cleaning. Non-marking, heavy-duty 6" polyurethane casters. Manufacturer's limited 90-day warranty. ♻️

ID No.	Color	W × D × H	Capacity	Shpg. Wt.	Unit	Price
3 RBT-R36GRXBF6UN●	Gray	28" × 50½" × 54¾"	800 lbs.	114 lbs.	EA	975.00
4 RBT-R48GRXBF6UN●	Gray	28" × 50½" × 66¾"	800 lbs.	123 lbs.	EA	1,050.00
<b>Turnabout Truck</b> —Features two molded plastic shelves.						
5 RBT-R48GRXTP6UN●	Gray	28" × 50½" × 66¾"	800 lbs.	144 lbs.	EA	1,395.00

**D Poly Truck** Durable truck designed with a seamless molded polyethylene body. Sturdy base with 4" non-marking polyurethane swivel casters allows for easy transportation. "Bolt-Through" body attachment. Smooth finish with rounded corners. Ships fully assembled. Carts nest together for easy shipping and storage. Manufacturer's limited 90-day warranty. ♻️

ID No.	Color	W × D × H	Capacity	Shpg. Wt.	Unit	Price
<b>6 Bushels with Galvanized Steel Base</b>						
6 RBT-R6GRXPGA4UN●★	Gray	24" × 34" × 26"	800 lbs.	29 lbs.	EA	322.41
<b>8 Bushels with Galvanized Steel Base</b>						
7 RBT-R8GRXPGA4UN●★	Gray	26" × 38" × 28½"	800 lbs.	34 lbs.	EA	362.82
<b>12 Bushels with Galvanized Steel Base</b>						
8 RBT-R12GRXPGA4UN●★	Gray	30" × 40" × 33"	800 lbs.	48 lbs.	EA	398.70
<b>16 Bushels with Galvanized Steel Base</b>						
9 RBT-R16GRXPGA4UN●★	Gray	32" × 44" × 35½"	800 lbs.	56 lbs.	EA	503.91
★ FDA Compliant.						

**E Produce Cart** Durable molded polyethylene plastic labeled "PRODUCE" for easy application identification. Includes polypropylene shelf and drain. Steel channel powder-coated base with 4" hard rubber swivel casters. Carts nest together for shipping and storage. Perfect for grocery stores or farmers' markets. Manufacturer's limited 90-day warranty. ♻️

ID No.	Color	W × D × H	Capacity	Shpg. Wt.	Unit	Price
10 RBT-R13GNXP24HN●	Green	32" × 46" × 37"	600 lbs.	88 lbs.	EA	778.50



**F Poly Spring Lift** Convenient spring lift keeps work at a safe height. Heavy-duty vinyl protected platform adds security and durability. Galvanized steel attachment clip and vinyl-covered springs provide strength. Full extension at 150 lbs; lower tension springs available. ♻️

ID No.	Material	Color	Unit	Price
<b>15 × 25½"</b> —For use with 6 bushel carts.				
11 RBT-R06GGXPSN●	Steel; Vinyl	Gray	EA	86.97
<b>17 × 29½"</b> —For use with 8 bushel carts.				
12 RBT-R08GGXPSN●	Steel; Vinyl	Gray	EA	89.82
<b>21 × 31½"</b> —For use with 12 bushel carts.				
13 RBT-R12GGXPSN●	Steel; Vinyl	Gray	EA	101.97
<b>23 × 35½"</b> —For use with 16 bushel carts.				
14 RBT-R16GGXPSN●	Steel; Vinyl	Gray	EA	115.98

**G Mail Truck** Double wall top lift provides added durability for this convenient, secure mail truck. Powder-coated steel base with 4" polyurethane casters (two rigid, two swivel) adds strength. Vinyl side flaps for easier unloading. Manufacturer's limited 90-day warranty. ♻️

ID No.	Color	W × D × H	Capacity	Shpg. Wt.	Unit	Price
15 RBT-R23GRXMT4UN●	Gray	31¾" × 48" × 37"	1,000 lbs.	68 lbs.	EA	675.00
<b>Cardboard Only</b> —Includes two cardboard only decals.						
16 RBT-R23GRXCM4UN●	Gray	31¾" × 48" × 37"	1,000 lbs.	68 lbs.	EA	705.00
<b>Recycle</b> —Includes two recycle decals and two chasing arrow logo decals.						
17 RBT-R23GRXMC4UN●	Gray	31¾" × 48" × 37"	1,000 lbs.	68 lbs.	EA	705.00
<b>Trash Only</b> —Includes two trash only decals.						
18 RBT-R23GRXTM4UN●	Gray	31¾" × 48" × 37"	1,000 lbs.	68 lbs.	EA	705.00



**A Executive Tilt Truck Structural Foam** Durable molded trucks handle heavy loads with ease. Constant force design allows for controlled dumping by one person. Easy to clean and virtually maintenance free. Manufacturer's limited one-year warranty.

ID No.	Color	Capacity	W x D x H	Unit	Price
<b>Quiet casters; Optional dome lid available</b>					
1 RCP-1867539●	Black	$\frac{3}{4}$ cubic yards	30 $\frac{3}{4}$ " x 64 $\frac{1}{2}$ " x 38"	EA	1,578.92

**B Structural Foam Tilt Truck** Molded tilt truck can be easily maneuvered by one person. Non-scaff casters won't mark floors. Bin is easy to clean; minimal maintenance. Manufacturer's limited one-year warranty.

ID No.	Color	Capacity	W x D x H	Unit	Price
2 RCP-1011 BLA	Black	$\frac{3}{4}$ cubic yard/600 lbs	30 $\frac{3}{4}$ " x 64 $\frac{1}{2}$ " x 38"	EA	1,495.72
<b>Heavy Duty</b>					
3 RCP-9T16 BLA●	Black	1 cubic yard/2,100 lbs.	33 $\frac{1}{2}$ " x 70 $\frac{1}{2}$ " x 42 $\frac{1}{4}$ "	EA	2,088.32
<b>Standard Duty</b>					
4 RCP-9T14 BLA●	Black	$\frac{1}{2}$ cubic yard/850 lbs.	26 $\frac{1}{4}$ " x 57 $\frac{1}{4}$ " x 33 $\frac{1}{4}$ "	EA	1,256.55
5 RCP-1013 BLA●	Black	$\frac{3}{4}$ cubic yard/1,000 lbs.	30 $\frac{3}{4}$ " x 64 $\frac{1}{2}$ " x 38"	EA	1,759.90
6 RCP-9T15 BLA●	Black	1 cubic yard/1,250 lbs.	33 $\frac{1}{2}$ " x 70 $\frac{1}{2}$ " x 42 $\frac{1}{4}$ "	EA	1,813.44
<b>Utility Duty</b>					
7 RCP-9T13 BLA	Black	$\frac{1}{2}$ cubic yard/450 lbs.	26 $\frac{1}{4}$ " x 57 $\frac{1}{4}$ " x 33 $\frac{1}{4}$ "	EA	1,078.09

**C Rotomolded Tilt Truck** Tilt truck features seamless molded polyethylene body. Crack- and dent-resistant. Easy to maneuver and dump contents. Manufacturer's limited one-year warranty.

ID No.	Color	Capacity	W x D x H	Unit	Price
<b>Utility Duty</b>					
8 RCP-1304 BLA	Black	$\frac{1}{2}$ cubic yard/450 lbs.	28" x 56 $\frac{1}{2}$ " x 38 $\frac{1}{2}$ "	EA	1,317.25
<b>Standard Duty</b>					
9 RCP-1305 BLA★	Black	$\frac{1}{2}$ cubic yard/850 lbs	28" x 60 $\frac{1}{2}$ " x 38 $\frac{1}{2}$ "	EA	1,891.99
10 RCP-1314 BLA	Black	1 cubic yard/850 lbs	33 $\frac{1}{2}$ " x 72 $\frac{1}{4}$ " x 43 $\frac{3}{4}$ "	EA	1,781.32
11 RCP-1315 BLA	Black	1 cubic yard/1,250 lbs.	33 $\frac{1}{2}$ " x 72 $\frac{1}{4}$ " x 43 $\frac{3}{4}$ "	EA	2,434.59
<b>Heavy-Duty</b>					
12 RCP-1306 BLA	Black	$\frac{1}{2}$ cubic yard/1,400 lbs.	28" x 60 $\frac{1}{2}$ " x 38 $\frac{1}{2}$ "	EA	2,206.12
13 RCP-1316 BLA	Black	1 cubic yard/2,100 lbs.	33 $\frac{1}{2}$ " x 72 $\frac{1}{4}$ " x 43 $\frac{3}{4}$ "	EA	2,805.84

★ RCP-1305 BLA—USDA Compliant; FDA Compliant.

**D Tilt Truck** Seamless one-piece molded truck body, with reinforced lip and rounded corners. Easy to clean, sturdy plastic construction won't rust, dent, chip or peel. Inset wheels protect walls, fixtures and patrons. Manufacturer's limited one-year warranty.

ID No.	Color	Capacity	W x D x H	Unit	Price
14 RCP-9T1700BLA★	Black	$\frac{1}{2}$ cubic yard/300 lbs.	28" x 56 $\frac{1}{4}$ " x 38 $\frac{1}{2}$ "	EA	1,167.34
15 RCP-9T1800BLA★	Black	1 cubic yard/600 lbs.	33 $\frac{1}{2}$ " x 72 $\frac{1}{4}$ " x 43 $\frac{3}{4}$ "	EA	1,595.69

★ USDA and FDA Compliant Materials.

**E Tilt Truck Lid** Hinged lid provides convenient access to contents. Conceals loads without reducing capacity. Manufacturer's limited one-year warranty.

ID No.	Color	For Model	Unit	Price
16 RCP-1307 BLA●	Black	Rubbermaid® Commercial 1304, 1305, 1305-06, 1305-42, 1306, 1306-41, 9T17	EA	360.56

**F Truck Lid** Domed, hinged lid conceals loads without reducing capacity. Manufacturer's one-year limited warranty.

ID No.	Color	For Model	Unit	Price
17 RCP-1317 BLA●	Black	Rubbermaid® Commercial 1314, 1315, 1315-42, 1316, 1316-41, 9T18	EA	490.85
18 RCP-461300BLA●	Black	RCP-461200	EA	430.19
<b>For 8-Cubic Feet Trucks</b>				
19 RCP-4609 BLA●	Black	Rubbermaid® Commercial FG460800BLA, FG470800BLA	EA	392.68
<b>For 16-Cubic Feet Truck</b>				
20 RCP-4615 BLA●	Black	Rubbermaid® Commercial 4614, 4616, 4716	EA	464.07
<b>For 20-Cubic Feet Truck</b>				
21 RCP-4617 BLA●	Black	Rubbermaid® Commercial 4619, 4720	EA	498.02

**G Big Wheel® Agriculture Cart** Heavy-duty structural foam cart hauls up to 300 lbs. Durable, one-piece tub design. Reinforced ribbing provides added impact resistance. Manufacturer's limited one-year warranty.

ID No.	Color	W x D x H	Capacity	Shpg. Wt.	Unit	Price
<b>7<math>\frac{1}{2}</math> Cu. Ft. Capacity</b>						
22 RCP-5642 BLA	Black	32 $\frac{3}{4}$ " x 58" x 28 $\frac{1}{4}$ "	300 lbs.	50 lbs.	EA	581.84



**A Square Brute® Container** Holds 14% more than round containers in same space. Molded handles and bottom grip. Lids sold separately. Manufacturer's limited one-year warranty.

ID No.	Color	Capacity	W × D × H	Qty.	Unit	Price
1 RCP-353600GY	Gray	40 gal	23½" × 23½" × 28¾"	1	EA	128.37
2 RCP-3536 WHI●	White	40 gal	23½" × 23½" × 28¾"	1	EA	128.37

#### Also Consider:

ID No.	Description	Qty.	Unit	Price
3 RCP-353900GY	Square Brute® Lid, Gray	1	EA	40.52
4 RCP-3539 WHI●	Square Brute® Lid, White	1	EA	40.52



Lids sold separately

**B Roughneck™ Storage Box** Rugged, durable storage box is shatter-resistant. Snap-on, stay-tight lid keeps contents dry and dust-free. Sturdy built-in handles. Stackable to maximize storage space. Manufacturer's one-year warranty.

ID No.	Color	Capacity	W × D × H	Qty.	Unit	Price
5 RCP-2213STE●	Steel Gray	3 gal	10¾" × 15¾" × 7"	1	EA	8.28
6 RCP-2215 STE●	Steel Gray	18 gal	16" × 24" × 16½"	1	EA	17.24



**C Roughneck™ Storage Box** Rugged storage box features shatter-resistant polyethylene construction. Sturdy built-in handles simplify transport. Snap-on, stay-tight lids help keep contents dry and dust-free.

ID No.	Color	W × D × H	Qty.	Unit	Price
<b>10 Gal</b>					
7 RCP-2214 STE●	Steel Gray	24" × 16" × 8¾"	1	EA	6.39
8 RCP-2214TP DIMCT●	Dark Indigo Metallic	24" × 16" × 8¾"	8	CT	227.52
<b>18 Gal</b>					
9 RCP-2215CP DIMCT●	Dark Indigo Metallic	24" × 16" × 16½"	12	CT	415.44
<b>31 Gal</b>					
10 RCP-2244 STECT●	Steel Gray	32¾" × 20½" × 16¾"	9	CT	558.90



**D Clever Store Snap-Lid Container** Square-edge design allows you to maximize cabinet and shelf space. Secure-fitting lid protects contents. Recessed handles provide a solid grip. Recessed lid design ensures superior stacking.

ID No.	Color	W × D × H	Qty.	Unit	Price
<b>71 Quart</b>					
11 RCP-3Q34 CLE●	Clear	18¾" × 23¾" × 12¾"	4	CT	131.88






MATERIAL HANDLING



**tennisco**  
Storage Made Easy

**SCS**certified<sup>™</sup>  
INDOOR AIR QUALITY  
Indoor Advantage<sup>™</sup> Furniture  
GOLD

**A Janitorial Cabinet** All-welded steel construction with pan-style bottom. Three half-shelves plus extra-tall storage space for brooms, vacuums and more. Reinforced door stiffeners. Locking handle with keys for security.   




ID No.	Color	W x D x H	Shpg. Wt.	Unit	Price
1 TNN-JAN6618DHBK ★	Black	36" x 18" x 64"	104 lbs.	EA	476.00
2 TNN-JAN6618DHLGY ★	Light Gray	36" x 18" x 64"	104 lbs.	EA	476.00
3 TNN-JAN6618DHPY ★	Putty	36" x 18" x 64"	104 lbs.	EA	476.00

★ Scientific Certification Systems (SCS) Certified Indoor Advantage<sup>™</sup> Gold. Contains 30% pre-consumer recycled content, 20% post-consumer recycled content, 50% total recycled content.

**B 72" High Standard Cabinet** Single handle. Four adjustable 36" wide shelves.   

ID No.	Color	W x D x H	Shpg. Wt.	Unit	Price
<b>36w x 24d Cabinet</b> —200 lb. weight capacity per shelf.					
4 TNN-1480BK ★	Black	36" x 24" x 72"	135 lbs.	EA	460.00
5 TNN-1480LGY ★	Light Gray	36" x 24" x 72"	135 lbs.	EA	460.00
6 TNN-1480PY ★	Putty	36" x 24" x 72"	135 lbs.	EA	460.00
<b>36w x 18d Cabinet</b> —150 lb. weight capacity per shelf.					
7 TNN-1470BK ★	Black	36" x 18" x 72"	113 lbs.	EA	387.00
8 TNN-1470LGY ★	Light Gray	36" x 18" x 72"	113 lbs.	EA	387.00
9 TNN-1470PY ★	Putty	36" x 18" x 72"	113 lbs.	EA	387.00

★ Meets or exceeds ANSI/BIFMA standards; Scientific Certification Systems (SCS) Certified Indoor Advantage<sup>™</sup> Gold. Contains 19% post-consumer recycled content, 25% total recycled content.

**C Single Door Storage Cabinet** All-welded steel construction for strength plus adjustable shelf for storage flexibility. Reinforced door rides on heavy-duty leaf hinges. Locking handle with keys for security.   

ID No.	Color	W x D x H	Shpg. Wt.	Unit	Price
<b>19w x 24d Cabinet</b> —150 lb. weight capacity per shelf.					
10 TNN-1824BK ★	Black	19" x 24" x 30"	53 lbs.	EA	299.00
11 TNN-1824LGY ★	Light Gray	19" x 24" x 30"	53 lbs.	EA	299.00
12 TNN-1824PY ★	Putty	19" x 24" x 30"	53 lbs.	EA	299.00

★ Scientific Certification Systems (SCS) Certified Indoor Advantage<sup>™</sup> Gold. Contains 30% pre-consumer recycled content, 20% post-consumer recycled content, 50% total recycled content.





**A Heavy-Duty Welded Storage Cabinet** Shelves adjust in 2" increments. Reinforced doors with satin chrome double handles open 180°. Secure three-point locking rod system locks top, bottom and doors. Industrial-grade steel with powder coat finish. Sturdy 16 gauge door frame prevents racking. Heavy-duty secure knuckle hinges for longevity. Leveling glides compensate for uneven floors.

ID	No.	Color	W × D × H	Shpg. Wt.	Unit	Price
<b>78" High Cabinet</b> —Four adjustable shelves.						
1	ALE-CM7824BK	Black	36" × 24" × 78"	178 lbs.	EA	849.00
2	ALE-CM7824LG	Light Gray	36" × 24" × 78"	178 lbs.	EA	849.00
3	ALE-CM7824PY	Putty	36" × 24" × 78"	178 lbs.	EA	849.00
4	ALE-CM7818BK	Black	36" × 18" × 78"	154 lbs.	EA	759.00
5	ALE-CM7818LG	Light Gray	36" × 18" × 78"	154 lbs.	EA	759.00
6	ALE-CM7818PY	Putty	36" × 18" × 78"	154 lbs.	EA	759.00
<b>72" High Cabinet</b> —Four adjustable shelves.						
7	ALE-CM7218BK	Black	36" × 18" × 72"	145 lbs.	EA	749.00
8	ALE-CM7218LG	Light Gray	36" × 18" × 72"	145 lbs.	EA	749.00
9	ALE-CM7218PY	Putty	36" × 18" × 72"	145 lbs.	EA	749.00
<b>42" High Cabinet</b> —Two adjustable shelves.						
10	ALE-CM4218BK	Black	36" × 18" × 42"	92 lbs.	EA	569.00
11	ALE-CM4218LG	Light Gray	36" × 18" × 42"	92 lbs.	EA	569.00
12	ALE-CM4218PY	Putty	36" × 18" × 42"	92 lbs.	EA	569.00

\* Scientific Certification Systems (SCS) Certified Indoor Advantage™ Gold; Meets or exceeds ANSI/BIFMA standards.

**B Space Saver Assembled Storage Cabinet** Industrial-grade steel cabinet with powder coat putty finish works best where space is at a premium. Secure three-point locking system locks top, bottom and doors. Narrower depth allows use in tight areas; shorter height is ideal for use next to panel systems. Four adjustable shelves. Recessed locking handle.

ID	No.	Color	W × D × H	Shpg. Wt.	Unit	Price
13	ALE-CM6615PY	Putty	30" × 15" × 66"	77 lbs.	EA	699.00

\* Scientific Certification Systems (SCS) Certified Indoor Advantage™ Gold; Meets or exceeds ANSI/BIFMA standards.

**C Economy Assembled Storage Cabinet** Industrial-grade steel with powder coat finish and polished chrome handle. Secure three-point locking system locks top, bottom and doors. Adjustable shelves adjust in 2" increments. Reinforced doors open 180°.

ID	No.	Color	W × D × H	Shpg. Wt.	Unit	Price
<b>72" High Cabinet</b> —One fixed and three adjustable shelves.						
14	ALE-CME7218PY	Putty	36" × 18" × 72"	121 lbs.	EA	619.00
<b>42" High Cabinet</b> —Two fixed shelves.						
15	ALE-CME4218PY	Putty	36" × 18" × 42"	76 lbs.	EA	449.00

\* Scientific Certification Systems (SCS) Certified Indoor Advantage™ Gold; Meets or exceeds ANSI/BIFMA standards.

**D Mobile Storage Cabinet** Fully enclosed, fully assembled industrial-grade welded steel cabinets hold up to 900 lbs. Secure three-point locking bar system locks top, bottom and doors. Reinforced doors with recessed handles open 180°. Heavy-duty caster base has four 5" casters (two locking).

ID	No.	Color	W × D × H	Shpg. Wt.	Unit	Price
<b>Three Adjustable Shelves</b>						
16	ALE-CM6624PY	Putty	36" × 24" × 66"	162 lbs.	EA	949.00

\* Scientific Certification Systems (SCS) Certified Indoor Advantage™ Gold; Meets or exceeds ANSI/BIFMA standards.



Light Gray (LG)



Putty (PY)



Putty (PY)



Putty (PY)



Five-shelf configuration provides maximum storage space.



Sand



Worktable configuration provides sturdy worktop and storage.



Starter Set with two Add-On Units form a complete wall system.



**tennsco**  
Storage Made Easy

**SCS**certified  
INDOOR AIR QUALITY  
Indoor Advantage | Furniture  
GOLD

**A 75" High Commercial Steel Shelving** Shelves adjust in 1" increments with compression clips. 250-lb. capacity per shelf (based on 36" x 12" shelf evenly distributed).

ID	No.	Color	W x D x H	Shpg. Wt.	Unit	Price
<b>Six Shelves with Closed Sides and Back</b>						
1	TNN-ESPC62436MGY	Medium Gray	36" x 24" x 75"	121 lbs.	EA	358.00
2	TNN-ESPC61836MGY	Medium Gray	36" x 18" x 75"	102 lbs.	EA	309.00
3	TNN-ESPC61236MGY	Medium Gray	36" x 12" x 75"	78 lbs.	EA	269.00
<b>Five Shelves with Closed Sides and Back</b>						
4	TNN-ESPC-2436MGY	Medium Gray	36" x 24" x 75"	112 lbs.	EA	334.00
5	TNN-ESPC-1836MGY	Medium Gray	36" x 18" x 75"	94 lbs.	EA	289.00
6	TNN-ESPC-1236MGY	Medium Gray	36" x 12" x 75"	72 lbs.	EA	257.00

\* Scientific Certification Systems (SCS) Certified Indoor Advantage™ Gold. Contains 30% pre-consumer recycled content, 25% post-consumer recycled content, 55% total recycled content.

**B Regal Shelving Starter Set and Add-On Unit** Heavy-duty rolled steel, sand color frame with oak laminate shelves that adjust every 1½". Over 600-lb. capacity per shelf. Each Starter Set and Add-On Unit includes five adjustable shelves, top shelf and 12 shelf supports.

ID	No.	Color	W x D x H	Shpg. Wt.	Unit	Price
<b>Six Shelves Starter Set</b>						
7	TNN-RGL1836SSD	Sand	36" x 18" x 76"	104 lbs.	EA	247.00
8	TNN-RGL1536SSD	Sand	36" x 15" x 76"	99 lbs.	EA	219.00
9	TNN-RGL1236SSD	Sand	36" x 12" x 76"	87 lbs.	EA	199.00
<b>Six Shelves Add-On Unit</b>						
10	TNN-RGL1836ASD	Sand	36" x 18" x 76"	100 lbs.	EA	213.00
11	TNN-RGL1536ASD	Sand	36" x 15" x 76"	94 lbs.	EA	185.00
12	TNN-RGL1236ASD	Sand	36" x 12" x 76"	80 lbs.	EA	166.00

\* Meets or exceeds ANSI/BIFMA standards; Scientific Certification Systems (SCS) Certified Indoor Advantage™ Gold.

**C Stur-D-Stor Shelving** Boltless design lets you easily configure shelving into a five-shelf unit or a three-shelf/two-shelf worktable. Industrial-grade particle board shelves with steel frame. Each shelf holds up to 1,000 lbs., adjusts in 1½" increments.

ID	No.	Color	W x D x H	Shpg. Wt.	Unit	Price
<b>Five Shelves</b>						
13	TNN-LSS482484	Sand	48" x 24" x 84"	142 lbs.	EA	249.00
14	TNN-LSS361872	Sand	36" x 18" x 72"	88 lbs.	EA	179.00

\* Meets or exceeds ANSI/BIFMA standards; Scientific Certification Systems (SCS) Certified Indoor Advantage™ Gold. Contains 19% post-consumer recycled content, 25% total recycled content.



**A BA Plus Wire Shelving Kit** Universal storage solution ideal for industrial, food service, medical and all other storage needs. Long-lasting industrial-grade finish resists corrosion in even the harshest environment. Heavy-duty shelves withstand constant re-stocking. Can be used in freezer applications and has an open design that allows for air circulation. Snap-together design assembles in minutes without tools. Can be set up as a four-tier single rack or as two two-tier racks to meet specific needs. Shelves adjust in 1" increments.

ID No.	Color	W × D × H	Shpg. Wt.	Unit	Price
<b>24" Deep, 4 Shelf</b> —Up to 1,000 lbs. per shelf (evenly distributed).					
1 ALE-SW206024BA • ★	Black	60" × 24" × 72"	102 lbs.	EA	519.00
	Anthracite Plus				
2 ALE-SW204824BA • ★	Black	48" × 24" × 72"	79 lbs.	EA	439.00
	Anthracite Plus				
<b>18" Deep, 4 Shelf Kit</b> —Up to 1,000 lbs. per shelf (evenly distributed).					
3 ALE-SW206018BA • ★	Black	60" × 18" × 72"	85 lbs.	EA	469.00
	Anthracite Plus				
4 ALE-SW204818BA • ★	Black	48" × 18" × 72"	67 lbs.	EA	429.00
	Anthracite Plus				

★ Meets or exceeds ANSI/BIFMA standards; NSF Registered. Use of casters (optional) may reduce total weight capacity.

**B Black Anthracite Wire Shelving Kit** Ideal storage solution for commercial use. Black Anthracite finish is National Sanitation Foundation (NSF) certified for wet and dry environments. Includes four shelves, eight 36" posts, floor leveling glides and conversion kit to convert to two half-height two-shelf units. Shelves adjust in 1" increments.

ID No.	Color	W × D × H	Shpg. Wt.	Unit	Price
<b>24" Deep, 4 Shelf</b> —Up to 1,000 lbs. per shelf (evenly distributed).					
5 ALE-SW50-4824BA ★	Black Anthracite	48" × 24" × 72"	80 lbs.	EA	419.00
6 ALE-SW50-3624BA ★	Black Anthracite	36" × 24" × 72"	65 lbs.	EA	369.00
<b>18" Deep, 4 Shelf Kit</b> —Up to 1,250 lbs. per shelf (evenly distributed).					
7 ALE-SW50-4818BA ★	Black Anthracite	48" × 18" × 72"	72 lbs.	EA	399.00
8 ALE-SW50-3618BA ★	Black Anthracite	36" × 18" × 72"	60 lbs.	EA	329.00

★ Meets or exceeds ANSI/BIFMA standards; NSF Registered. Use of casters (optional) may reduce total weight capacity.

**C Wire Shelving Garment Rack** Time-saving design assembles in minutes without tools. Strong welded wire construction. Double-sided for quick access to items. Rack features four ft. hanging rod for garments and four support hooks. Three shelves adjust in 1" increments and support up to 350 lbs. on each shelf. Four casters for quick mobility and two lock. Total unit capacity is 500 lbs. if used with casters. Hangers not included.


ID No.	Finish	W × D × H	Unit	Price
9 ALE-GR354818BL	Black Steel	48" × 18" × 75"	EA	309.00
10 ALE-GR354818SR	Silver Steel	48" × 18" × 75"	EA	309.00

**D Wire Garment Tower** Space- and time-saving design assembles in minutes without tools. Tower rack features dual tier garment rods for 3 ft of hanging space, and four support hooks for bags, umbrellas and scarves. Three shelves adjust in 1" increments. Hangers not included.

ID No.	Finish	W × D × H	Unit	Price
11 ALE-GR351818BL	Black Steel	18" × 18" × 81¾"	EA	159.00
12 ALE-GR351818SR	Silver Steel	18" × 18" × 81¾"	EA	159.00



STORAGE



**tennsco**  
Storage Made Easy

**SCS**certified<sup>™</sup>  
INDOOR AIR QUALITY  
Indoor Advantage | Furniture  
GOLD

**A Single Tier Locker** Each compartment: 12w × 18d × 72h with hat shelf and coat rod. Recessed black metal handles. Three-point locking system provides security.

ID	No.	Color	W × D × H	Shpg. Wt.	Unit	Price
<b>Three Wide Unit with Legs</b>						
1	TNN-ST51218723MG	Medium Gray	36" × 18" × 78"	173 lbs.	EA	879.00
2	TNN-ST51218723SD	Sand	36" × 18" × 78"	173 lbs.	EA	879.00
<b>One Wide Unit with Legs</b>						
3	TNN-ST51218721MG	Medium Gray	12" × 18" × 78"	70 lbs.	EA	384.00
4	TNN-ST51218721SD	Sand	12" × 18" × 78"	70 lbs.	EA	384.00

★ Scientific Certification Systems (SCS) Certified Indoor Advantage<sup>™</sup> Gold. Contains 45% post-consumer recycled content, 85% total recycled content.

**B Double Tier Locker** Each compartment: 12w × 18d × 36h with coat hook. Recessed black metal handles. Two-point locking system provides security.

ID	No.	Color	W × D × H	Shpg. Wt.	Unit	Price
<b>Three Wide Unit with Legs</b> —Six lockers with tamper-proof hinges and vertical louvers.						
5	TNN-DTS1218363MG	Medium Gray	36" × 18" × 78"	175 lbs.	EA	955.00
6	TNN-DTS1218363SD	Sand	36" × 18" × 78"	175 lbs.	EA	955.00
<b>One Wide Unit with Legs</b> —Two lockers with tamper-proof hinges and vertical louvers.						
7	TNN-DTS1218361MG	Medium Gray	12" × 18" × 78"	70 lbs.	EA	407.00
8	TNN-DTS1218361SD	Sand	12" × 18" × 78"	70 lbs.	EA	407.00

★ Scientific Certification Systems (SCS) Certified Indoor Advantage<sup>™</sup> Gold. Contains 45% post-consumer recycled content, 85% total recycled content.

**C Box Compartments** Each compartment: 12w × 18d × 12h. Multiple rows of lockers can be ganged with standard nuts and bolts (not included).

ID	No.	Color	W × D × H	Shpg. Wt.	Unit	Price
<b>Three Wide Unit with Legs</b> —18 compartment lockers.						
9	TNN-BS61218123MG	Medium Gray	36" × 18" × 78"	182 lbs.	EA	1,071.00
10	TNN-BS61218123SD	Sand	36" × 18" × 78"	182 lbs.	EA	1,071.00
<b>One Wide Unit with Legs</b> —Six compartment lockers.						
11	TNN-BS61218121MG	Medium Gray	12" × 18" × 78"	72 lbs.	EA	425.00
12	TNN-BS61218121SD	Sand	12" × 18" × 78"	72 lbs.	EA	425.00


★ Scientific Certification Systems (SCS) Certified Indoor Advantage<sup>™</sup> Gold. Contains 45% post-consumer recycled content, 85% total recycled content.







Shown with Optional Locker Base



**tennsco**  
Storage Made Easy

**SCS**certified™  
INDOOR AIR QUALITY  
Indoor Advantage | Furniture  
GOLD

**A Single Tier Locker** Each compartment: 12w × 18d × 72h with hat shelf and coat rod. Recessed black metal handles. Three-point locking system provides security.

ID No.	Color	W × D × H	Shpg. Wt.	Unit	Price
<b>Three Wide Unit</b> —Configure with optional base (sold separately) to raise locker 6" off floor for easier access to bottom unit.					
1 TNN-ST5121872CMG ★	Medium Gray	36" × 18" × 72"	190 lbs.	EA	846.00
2 TNN-ST5121872CSD ★	Sand	36" × 18" × 72"	190 lbs.	EA	846.00
<b>One Wide Unit</b> —Configure with optional base (sold separately) to raise locker 6" off floor for easier access to bottom unit.					
3 TNN-ST5121872AMG ★	Medium Gray	12" × 18" × 72"	76 lbs.	EA	367.00
4 TNN-ST5121872ASD ★	Sand	12" × 18" × 72"	76 lbs.	EA	367.00

★ Scientific Certification Systems (SCS) Certified Indoor Advantage™ Gold. Contains 19% post-consumer recycled content, 25% total recycled content.

**B Double Tier Locker** Each compartment: 12w × 18d × 36h with coat hook. Recessed black metal handles. Two-point locking system provides security.

ID No.	Color	W × D × H	Shpg. Wt.	Unit	Price
<b>Three Wide Unit</b> —Six lockers with tamper-proof hinges and vertical louvers. Configure with optional base (sold separately) to raise locker 6" off floor for easier access to bottom unit.					
5 TNN-DTS121836CMG ★	Medium Gray	36" × 18" × 72"	175 lbs.	EA	924.00
6 TNN-DTS121836CSD ★	Sand	36" × 18" × 72"	175 lbs.	EA	924.00
<b>One Wide Unit</b> —Two lockers with tamper-proof hinges and vertical louvers. Configure with optional base (sold separately) to raise locker 6" off floor for easier access to bottom unit.					
7 TNN-DTS121836AMG ★	Medium Gray	12" × 18" × 72"	72 lbs.	EA	388.00
8 TNN-DTS121836ASD ★	Sand	12" × 18" × 72"	72 lbs.	EA	388.00

★ Scientific Certification Systems (SCS) Certified Indoor Advantage™ Gold. Contains 19% post-consumer recycled content, 25% total recycled content.

**C Box Compartments** Each compartment: 12w × 18d × 12h. Multiple rows of lockers can be ganged with standard nuts and bolts (not included).

ID No.	Color	W × D × H	Shpg. Wt.	Unit	Price
<b>Three Wide Unit</b> —18 compartment lockers. Configure with optional locker base (Sold Separately).					
9 TNN-BS6121812CMG ★	Medium Gray	36" × 18" × 72"	196 lbs.	EA	1,052.00
10 TNN-BS6121812CSD ★	Sand	36" × 18" × 72"	196 lbs.	EA	1,052.00
<b>One Wide Unit</b> —Six compartment lockers. Configure with optional locker base (Sold Separately).					
11 TNN-BS6121812AMG ★	Medium Gray	12" × 18" × 72"	77 lbs.	EA	399.00
12 TNN-BS6121812ASD ★	Sand	12" × 18" × 72"	77 lbs.	EA	399.00

★ Scientific Certification Systems (SCS) Certified Indoor Advantage™ Gold. Contains 19% post-consumer recycled content, 25% total recycled content.

**D Sixteen Box Compartments and Coat Bar** Space efficient design features two six-compartment vertical units, one four-compartment horizontal unit and 48" wide coat bar.

ID No.	Color	W × D × H	Shpg. Wt.	Unit	Price
13 TNN-SRS721872AMG ★	Medium Gray	72" × 18" × 72"	189 lbs.	EA	1,238.00
14 TNN-SRS721872ASD ★	Sand	72" × 18" × 72"	189 lbs.	EA	1,238.00

★ Meets or exceeds ANSI/BIFMA standards; Scientific Certification Systems (SCS) Certified Indoor Advantage™ Gold. Contains 19% post-consumer recycled content, 25% total recycled content.

**E Optional Locker Base** Raises lockers without legs 6" off floor for easier access to bottom lockers. Provides protection from moisture.

ID No.	Color	Size	Shpg. Wt.	Unit	Price
15 TNN-CLB-3618MG ★	Medium Gray	36" × 18" × 6"	20 lbs.	EA	74.00
16 TNN-CLB-3618SD ★	Sand	36" × 18" × 6"	20 lbs.	EA	74.00
17 TNN-CLB-1218MG ★	Medium Gray	12" × 18" × 6"	8 lbs.	EA	41.00
18 TNN-CLB-1218SD ★	Sand	12" × 18" × 6"	8 lbs.	EA	41.00

★ Scientific Certification Systems (SCS) Certified Indoor Advantage™ Gold. Contains 19% post-consumer recycled content, 25% total recycled content.

# WASTE RECEPTACLES

**BRUTE® CONTAINERS,  
LIDS, DOLLIES &  
ACCESSORIES**

**RECYCLING**

**SLIM JIM® SERIES**

**STEP-ON  
CONTAINERS**

**WASTEBASKETS**

**UNTOUCHABLE®  
SERIES**

**INDOOR &  
OUTDOOR  
CONTAINERS**

**SMOKING  
MANAGEMENT**

